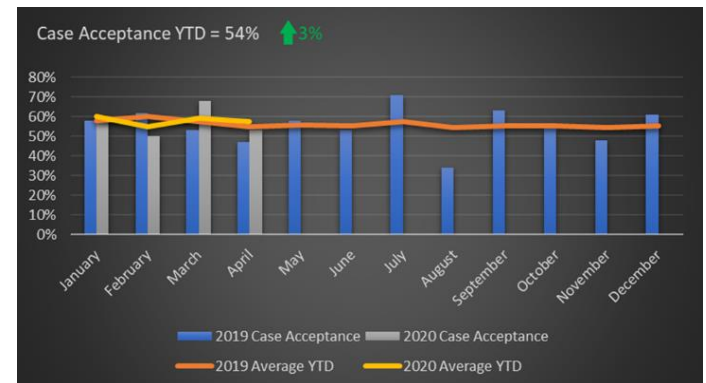
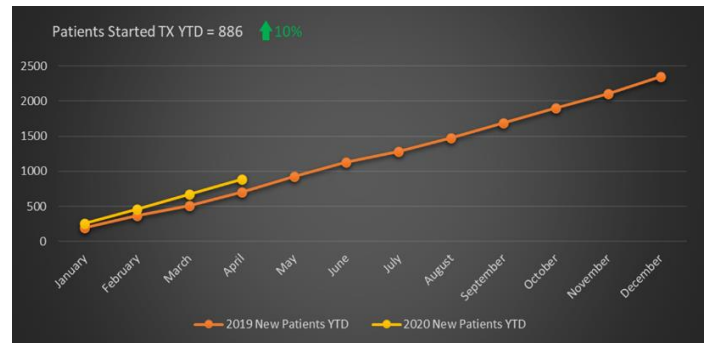
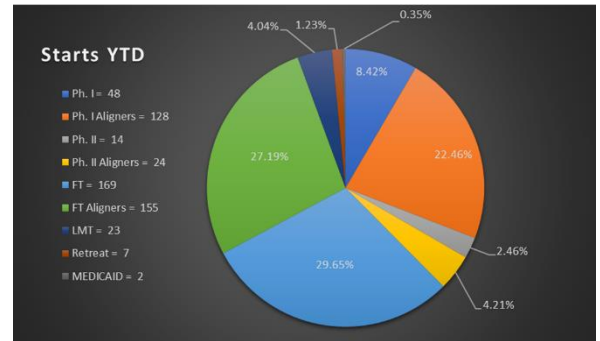


# Client Portal for Data Analytics

Client portal and app that will provide you the ability to analyze the metrics of your practice and deliver detailed progress of your health and growth at your fingertips!

Metrics regarding your New Patient data that will help us analyze your year over year growth as well as break down where those patients went in your practice. Access directly to data about your patients that have started treatment with year over year detail of the growth in new patients as well as a breakdown as to what treatment was started and your practice's conversion rates into treatment. We analyze your Quarterly Practice Expenses and compare that information as a percentage of your Quarterly Practice Revenue.

This information will allow us to work together to understand your practice expenses and work on resolving areas that are problematic in the practice.



## Game Changer

This Client Portal will be a game changer for you, enabling you to make better and quicker decisions about your practice because you have this level of information at your fingertips like never before.

- Collections Growth Year over Year
- Production Growth Year over Year
- Total Accounts Receivable Data Year over Year
- Collection Rate Year over Year
- Summary of Active Patient and Insurance Accounts with summaries of past due accounts and monies owed.
- Data on your pending patients, Ob's patients, active patients w/o appointments and patients past completion as percentages of total patients within the practice
- Reports that will look at your New Patient Exam Analysis, Ob's Ready appointments
- Annual Bonus Structure calculation reports
- File Share integrated with all of Shimmin Consulting manuals and processes